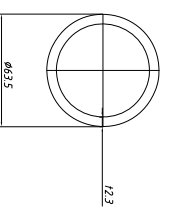
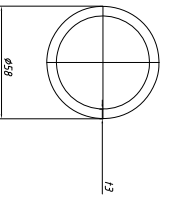


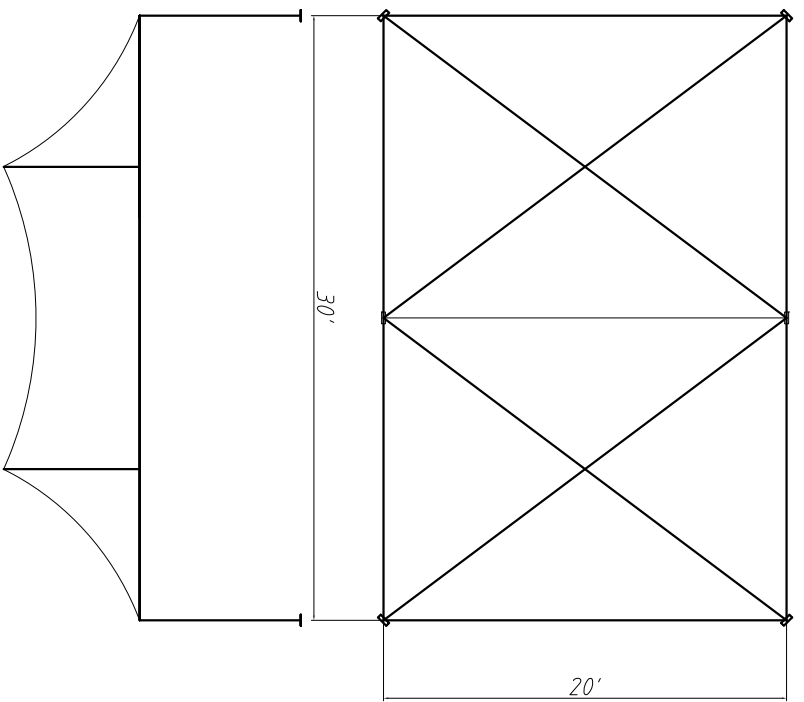
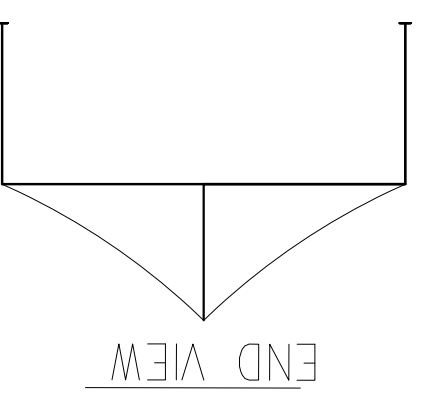
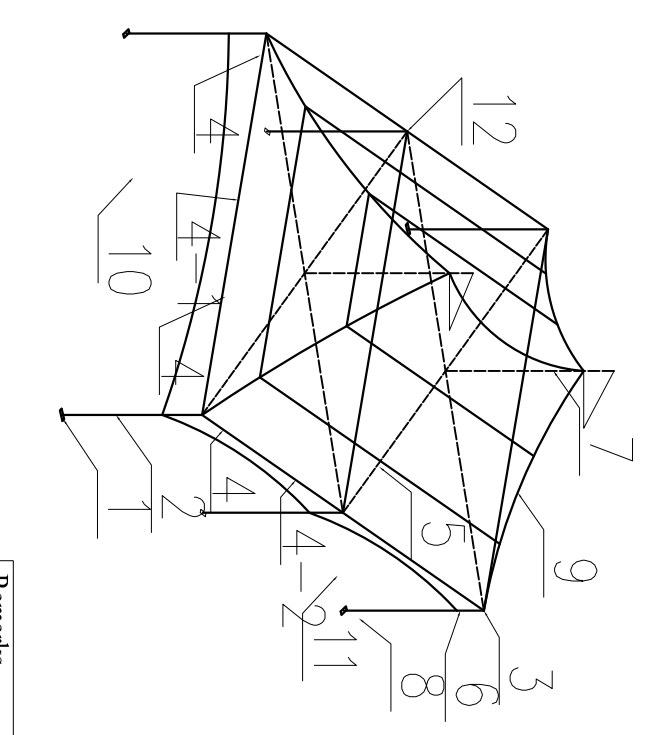
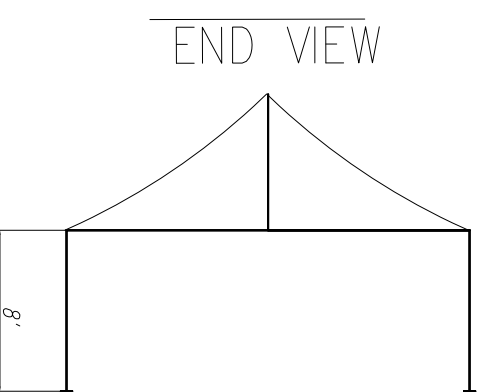
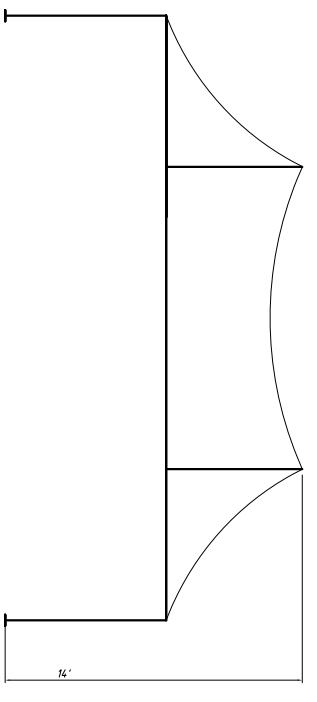
# MQ20'X30'

Main Profile Size		
Purpose	Leg, Eaves Rail & Gable Pole	Alum Joiner

Temporary Use ONLY

Setup Date: \_\_\_/\_\_\_/\_\_\_

Take Down: \_\_\_/\_\_\_/\_\_\_



SIDE VIEW

END VIEW

END VIEW

12	TT Joiner	2pcs
11	Wall 8'x15'	4pcs
10	Wall 8'x20'	2pcs
9	Top 20'x30'	1pcs
8	Hex Screw	10pcs
7	Center Pole 20'x20'	2pcs
6	Pins	8pcs
5	20' x 30' Cross Cable	2pairs
4-2	5' Eave Tube Alum	4pcs
4-1	Alum Joiner	2pcs
4	10' Eave Tube Alum	8pcs
3	90deg Corner	4pcs
2	Corner Leg	6pcs
1	Bose	6pcs

Item	Name of part	Size(mm)	quantity
12	TT Joiner		2pcs
11	Wall 8'x15'		4pcs
10	Wall 8'x20'		2pcs
9	Top 20'x30'		1pcs
8	Hex Screw	M8*70	10pcs
7	Center Pole 20'x20'	φ63.5x2200	2pcs
6	Pins		8pcs
5	20' x 30' Cross Cable	φ8x7350	2pairs
4-2	5' Eave Tube Alum	φ63.5x1740	4pcs
4-1	Alum Joiner	φ63.5x670	2pcs
4	10' Eave Tube Alum	φ63.5x2820	8pcs
3	90deg Corner	φ63.5x2430	4pcs
2	Corner Leg	φ63.5x2430	6pcs
1	Bose	180*60*170	6pcs

Revision info

Rev.	Revised matter	Drawn	Approved	Date
A	ISSUED FOR CONSTRUCTION		RMB	08.06.13
B	UPDATED CODE		RMB	18.04.18

Consultant Stamp



**PH** Cosco TENT

**SPECIAL EVENT SALES**

Dwg No. Mat' 1

SES-MQ2030

Drawn By	Manager	Checked	Approved
----------	---------	---------	----------

Scale	1:1	Date	18-04-18
-------	-----	------	----------

Remarks

- ANCHOR REQUIREMENTS**  
@ 100 kph
- Uplift Forces: 21.5 kN
  - Horizontal Forces: 3.4 kN
  - Vertical Uplift: 1988 kg
  - Tent Weight: 265 kg
  - Min Ballast / Leg: 400 kg

Consultant Scope of Work is Limited to:

- 1) Scope of work is limited to the review of structure performance in wind gusts not exceeding the max wind speed as defined below.
- 2) Scope of work does not include physical testing of the tent materials, review of site conditions, tent erection procedures or inspection of the erected structure.
- 3) Scope of work shall not be construed as approval or guarantee that the erected tent structure will perform safely or otherwise for any particular use or site.
- 4) The consultant will not be held liable for injury or property damage resulting from any and all use or application of the tent structure.

Winds loads : NBC2010 & ASCE 7-10  
Design Code: ABC2014  
Exposure: C  
Category: 2  
Max q: 0.50 kPa  
Max V: 100 kph  
Snow Loads: None